

# Soft Work

Edward Barber & Jay Osgerby, 2018



The Soft Work office seating system embodies Vitra's expertise from the home, office and public sectors. Instead of creating a working environment centred around desks with peripheral sofas, Soft Work has developed into a system in which table workstations are focused around a seating landscape. The designers Edward Barber and Jay Osgerby see this as a long-term development: 'The workstation is going the same way as the dining room – it's disappearing as an archetype. The desk has had its day. With mobile technology you need a place to sit occasionally, or a comfortable place to hang out. That's our belief.'

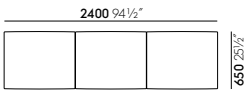
Soft Work offers a versatile platform for both individuals and teams. Besides ergonomic seating options, users also find practical table surfaces, power outlets and charging stations. Mobile tables and chairs can be pulled up as needed and put away again, and the addition of panels creates spaces for quiet, concentrated work. Thanks to its modular concept, Soft Work can be easily assembled into diverse arrangements, enabling architects to structure the internal spaces of a building, create specific focal points, or define flexible public areas.



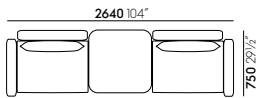
## Edward Barber & Jay Osgerby

Edward Barber and Jay Osgerby studied architecture as fellow students at the Royal College of Art in London. Since that time, their collaborative work has probed the interface between industrial design, furniture design and architecture.

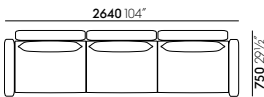
1	Soft Work	14-15	Single bench, linear & curved	24-25	Electrification
2-9	Configurations	16-17	Double bench, linear & curved	26-27	Upholstery
10-11	Modular system	18-19	Table modules	28-33	Colours and materials
12	Single bench	20-21	Accessories		
13	Double bench	22-23	Screens		



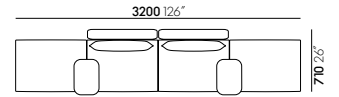
Soft Work platform 3-seater. Cover fabric: Credo, 01 cream.



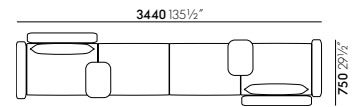
Soft Work sofa 2-seater, with table module and side panels. Cover fabric: Leather, 97 cognac



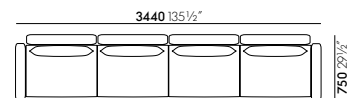
Soft Work sofa 3-seater, with side panels. Cover fabric: Cosy 2, 15 rusty orange



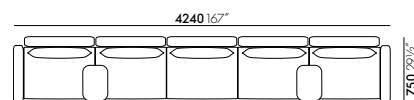
Soft Work sofa 4-seater, with platform modules and swivel tablets incl. flip-up socket. Cover fabric: Credo, 06 anthracite/elephant



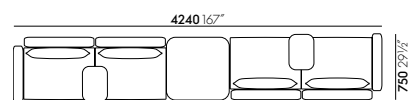
Soft Work sofa 4-seater, with platform modules, side panels and swivel tablets incl. flip-up socket.  
Cover fabric: Leather, 22 red stone



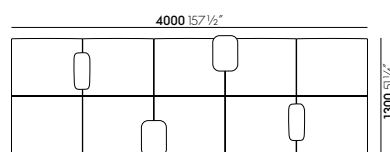
Soft Work sofa 4-seater, with side panels. Cover fabric: Laser, 30 light grey/poppy red



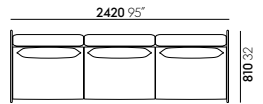
Soft Work sofa 5-seater, with side panels and swivel tablets incl. flip-up socket. Cover fabric: Cosy 2, 17 reed green



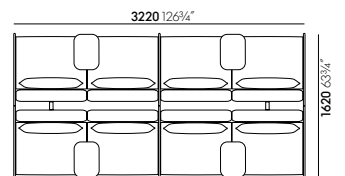
Soft Work sofa 4-seater, with table module, side panels and swivel tablets incl. flip-up socket. Cover fabric: Volo, 11 night blue



Soft Work platform 5-seater double, with armrests and swivel tablets incl. flip-up socket. Cover fabric: Leather, 64 cement



Soft Work sofa 3-seater, highback with side screens. Cover fabric: Credo, 21 royal blue/elephant



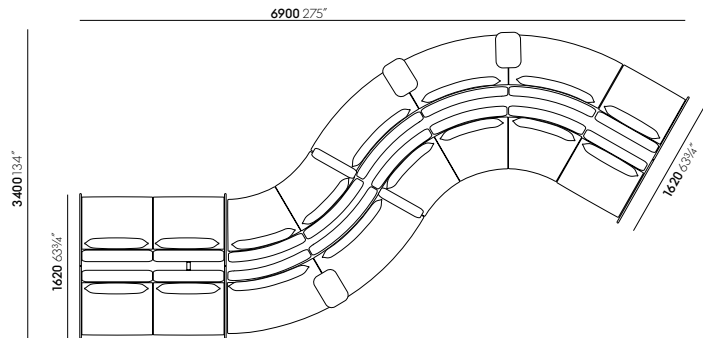
Soft Work sofa 4-seater double, highback with screens and swivel tablets incl. flip-up socket. Cover fabric: Credo, 26 teal blue/black



Soft Work corner sofa 7-seater, with corner table, table module and side table. Cover fabric: Cosy 2, o2 fossil



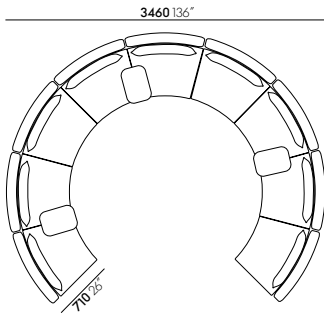
Soft Work platform 8-seater double, 60° curve. Cover fabric: Cosy 2, o2 fossil



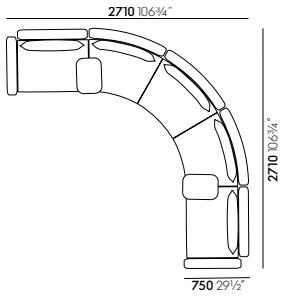
Soft Work sofa 8-seater double, highback with screens, 60°/90° S-curve. Cover fabric: Cosy 2, o3 nutmeg



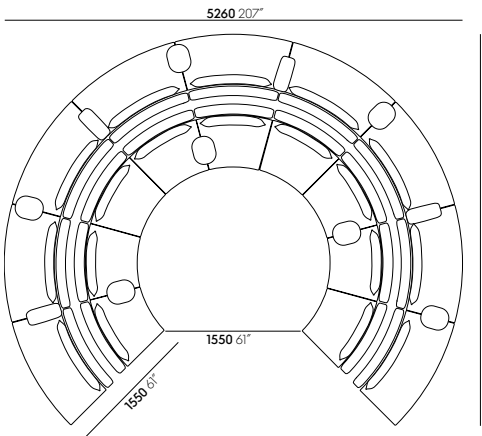




Soft Work sofa 9-seater, inner circle, 270° curve, with armrests and swivel tablets incl. flip-up socket.  
Cover fabric: Laser, 23 yellow/pastel green



Soft Work sofa 5-seater, 90° curve, with side panels and swivel tablet incl. flip-up socket. Cover fabric: Cosy 2, 18 petrol



Soft Work sofa 9-seater double, inner/outer circle, 270° curve, with armrests and fixed trays incl. flip-up socket.  
Cover fabric: Plano, 52 mint/forest

Modular system for versatile configurations

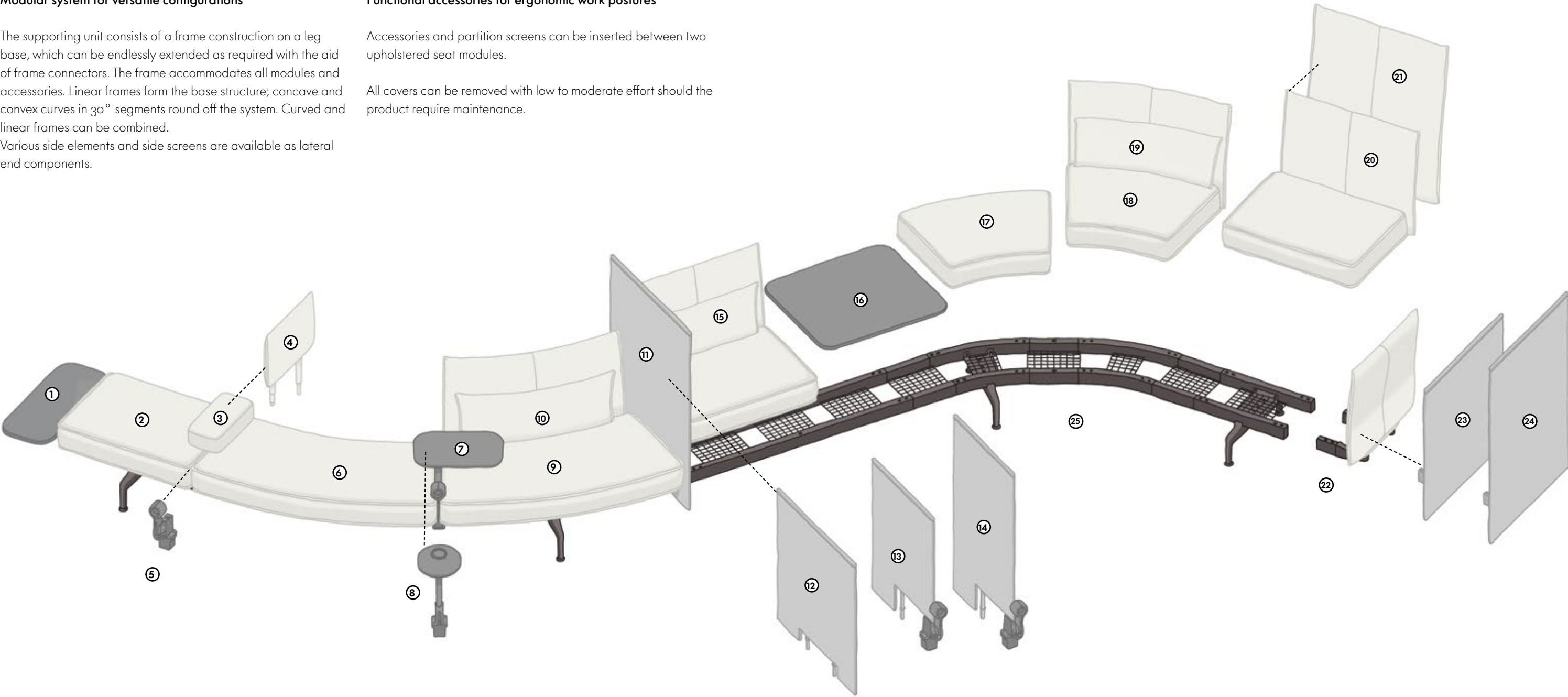
The supporting unit consists of a frame construction on a leg base, which can be endlessly extended as required with the aid of frame connectors. The frame accommodates all modules and accessories. Linear frames form the base structure; concave and convex curves in 30° segments round off the system. Curved and linear frames can be combined.

Various side elements and side screens are available as lateral end components.

Functional accessories for ergonomic work postures

Accessories and partition screens can be inserted between two upholstered seat modules.

All covers can be removed with low to moderate effort should the product require maintenance.



- |                      |                               |                                  |                                 |  |
|----------------------|-------------------------------|----------------------------------|---------------------------------|--|
| 1 Side table, single | 6 Platform module 30° convex  | 11 Partition screen wide, high   | 16 Table module 80              | 21 Seat/back module 80 highback                            |
| 2 Platform module 80 | 7 Swivel tablet               | 12 Partition screen wide, low    | 17 Platform module 30° concave  | 22 Side panel, curved                                      |
| 3 Armrest            | 8 Fixed tray                  | 13 Partition screen narrow, low  | 18 Seat/back module 30° concave | 23 Side screen, low  |
| 4 Partition panel    | 9 Seat/back module 30° convex | 14 Partition screen narrow, high | 19 Lumbar cushion 30° concave   | 24 Side screen, high                                       |
| 5 Flip-up socket     | 10 Lumbar cushion 30° convex  | 15 Lumbar cushion 80             | 20 Seat/back module 80 lowback  | 25 Profile frame with leg bases and optional cable baskets |



With single rows (single benches), seat/back and platform modules can be mixed.



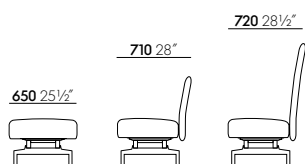
Single bench: with platform module 80 and seat/back modules 80 lowback



Single bench: with seat/back modules 80 lowback



Single bench: with platform modules 80



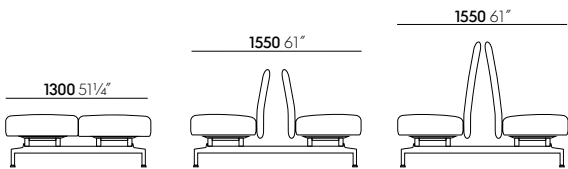
With double rows (double benches), it is not possible to mix seat/back and platform modules, as they have different depths.



Double bench: with seat/back modules 80 lowback



Double platform: with platform modules 80



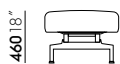
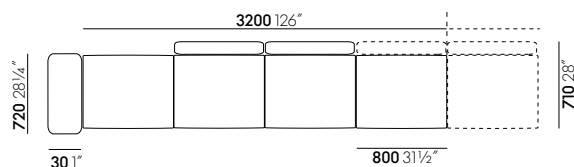
## SINGLE BENCH, LINEAR

**vitra.**

The seat modules are designed as 80 cm-wide elements

There are seat/back modules and backless platform modules.  
The straight seat/back modules are also available in a highback version.

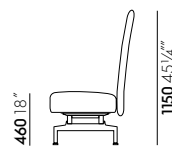
Lumbar cushions are available to match the seat/back modules.  
They sit loosely and are optional. The use of cushions is recommended for optimum comfort.



Platform module 80



Seat/back module 80 lowback



Seat/back module 80 highback

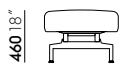
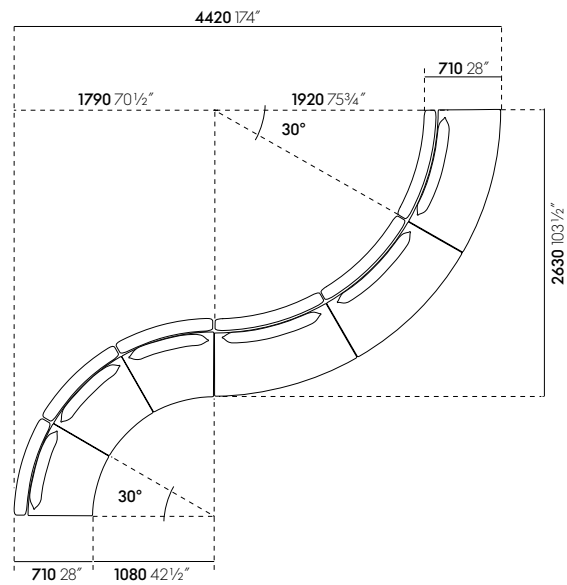
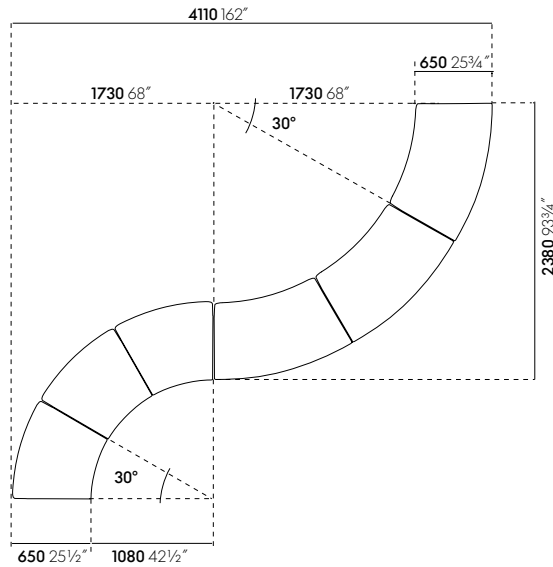
## SINGLE BENCH, CURVED

**vitra.**

The seat module comes with a 30° concave or convex curve.

There are seat/back modules and backless platform modules.  
The seat/back module 30° is only available in a lowback version.

Lumbar cushions 30° concave and convex are available to match the seat/back modules 30° concave and convex.  
They sit loosely and are optional for enhanced seating comfort.

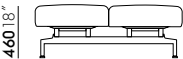
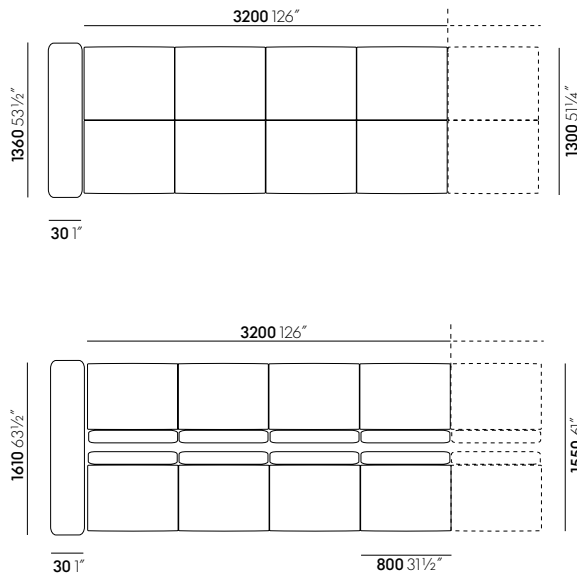


Platform module 30° concave  
Platform module 30° convex

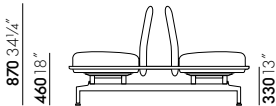


Seat/back module 30° concave  
Seat/back module 30° convex

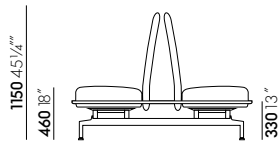
Modular dimensions and space requirements



Platform module 80



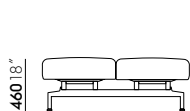
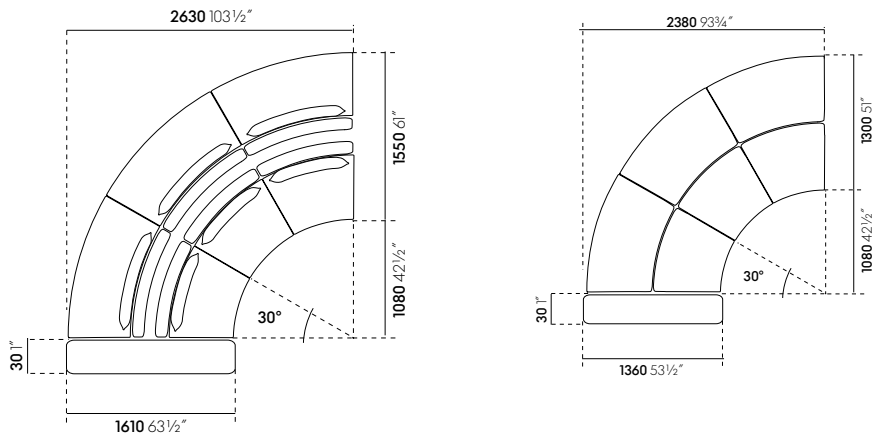
Seat/back module 80 lowback



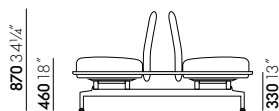
Seat/back module 80 highback



Modular dimensions and space requirements



Platform module 30° concave  
Platform module 30° convex



Seat/back module 30° concave  
Seat/back module 30° convex

## TABLE MODULES

**vitra.**

Table modules are orthogonal and designed in 80 cm-wide elements, and can be used in place of straight seat modules. Table modules are available for singles benches (depth 720 mm) and in end-to-end depth for double benches (depth 1610 mm) or double platforms (depth 1360 mm).



**Table module 80 single**  
W 790 x D 720 mm



**Table module 80 double**  
W 790 x D 1610 mm



**Table module 80 double for platform**  
W 790 x D 1360 mm



**Corner table 90°**  
W 720 x D 720 mm  
The 90° corner table can combine single straight benches at a 90° angle. It cannot be used with curved elements.



**Side table, single**  
W 300 x D 720 mm



**Side table double**  
W 300 x D 1610 mm



**Side table double for platform**  
W 300 x D 1360 mm



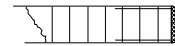
## TABLE SURFACES



MDF powder-coated in soft light 52  
25 mm thick



MDF powder-coated in deep black 12  
25 mm thick



Particle board in melamine soft light,  
ABS edge in black 52, 25 mm thick



MDF with light oak veneer 17  
25 mm thick



MDF with black oak veneer 50  
25 mm thick

**Side panel H 630 x W 120 x D 660 mm**

Softly upholstered side end element for single bench. Two side panels are required with double benches. Not intended for use adjacent to a platform module. For aesthetic reasons, it is not recommended for use with highback modules or screens.

**ACCESSORIES**

Accessories can be fitted to the frame between two upholstered seat modules. (Exception: a leg is fitted in the same place.) A holder is required for mounting most accessories on the frame.

**Fixed tray: W 220 x D 285 mm**

Tubular steel in basic dark with table top, powder-coated MDF in soft light or deep black. Integration of Punto USB Wireless Charging\* is optional.

**Swivel tablet: W 310 x D 470 mm**

Double swivel arm in aluminium, with polished finish or powder-coated in basic dark; pivotable table top, powder-coated MDF in soft light or deep black.

**Armrest: H 120 x W 190 x D 390 mm**

Softly upholstered; can be mounted directly on frame. If a flip-up socket is required, a holder will be necessary.

**Partition panel: H 310 x W 70 x D 480 mm**


Softly upholstered; can be mounted directly on frame. If a flip-up socket is required, a holder will be necessary.

**Flip-up socket**

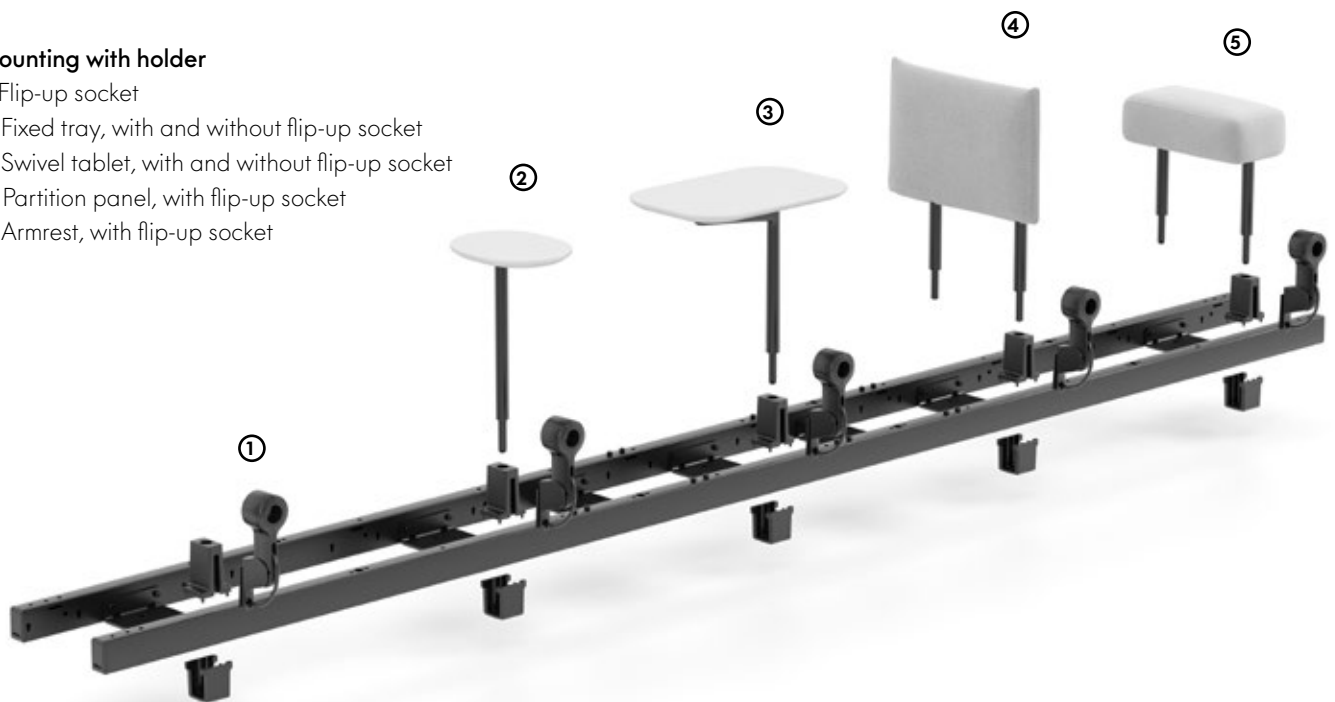
Pivotable plastic housing in basic dark, for 1x power or 2x USB type A. Swivel-mounted below seat. Is mounted to frame via holder and can be combined with all accessories.

**Mounting without holder**

1. Partition panel
2. Armrest

**Mounting with holder**

1. Flip-up socket
2. Fixed tray, with and without flip-up socket
3. Swivel tablet, with and without flip-up socket
4. Partition panel, with flip-up socket
5. Armrest, with flip-up socket



**\*Punto USB Wireless Charging:** Qi-certified wireless charger, output of 5 volts at 1.5 amps, for charging all Qi-compatible devices. Trim ring (diameter 84 mm) in polished aluminium mounted flush with table top; with soft rubber ring to support the mobile phone on the charger. Incl. power cable and mains unit.



## SCREENS

**vitra.**

Screens are available as lateral side elements or to separate upholstered seat/back modules. They come in two different heights for varying degrees of privacy.


The slim steel frame construction with a thin cut-foam filling is

available in 2 colours: Plano 66 nero or 05 cream white/sierra grey. An upper cover strip forms a neat edge and is available in aluminium, gloss-anodised or powder-coated in basic dark.


Screens are not generally suited for mounting on or between platform or table modules.



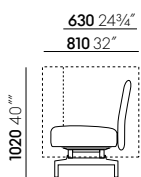
**Side screen:** for mounting on open frame ends using side screen holder.



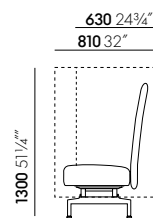
**Partition screen narrow:** for mounting between upholstered seat modules. A holder is required for mounting, and can also be equipped with a flip-up socket.



**Partition screen, wide:** for mounting between upholstered seat modules directly on frame.



Side screen, partition screen and  
partition screen narrow, low

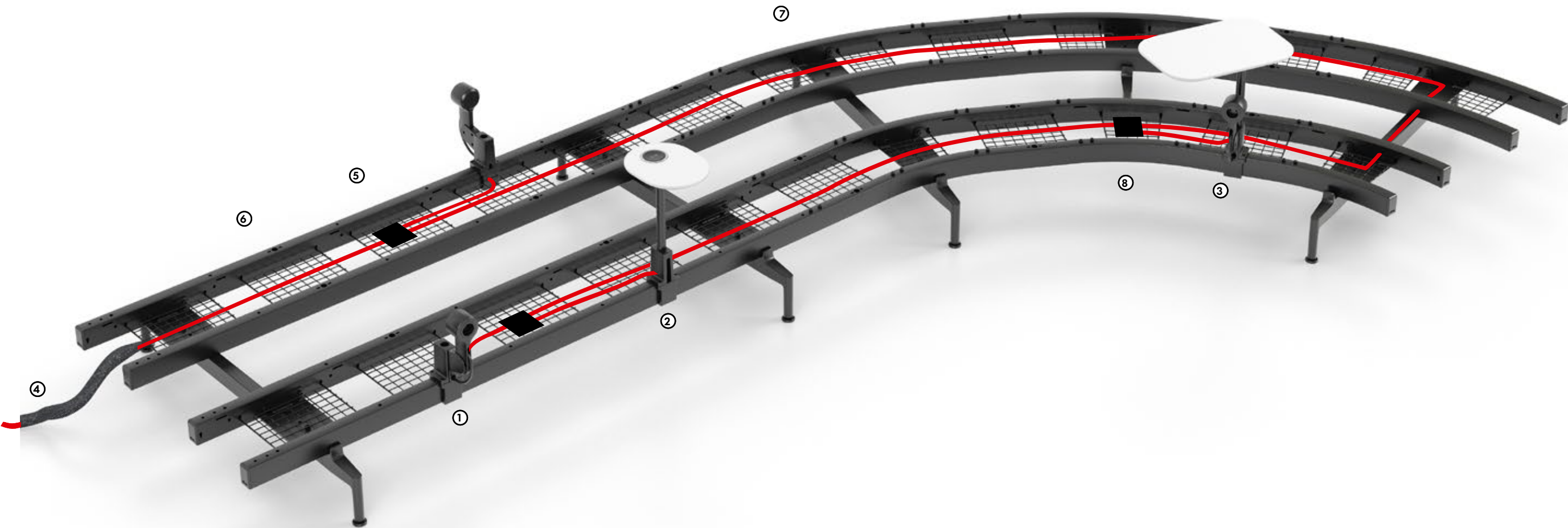


Side screen, partition screen and partition  
screen narrow, low and high

Cable baskets suspended beneath the Soft Work frame, without the need for tools, offer easy access to power and data. The feed cable is routed through a cable channel and connected to a distributor. The entire configuration can then be supplied with power and data connections as required, with sockets fitted without the need for tools.

Cables and accessories

A suitable electrification package is offered for the flip-up socket and/or fixed tray with wireless charging. Feed cables, connecting cables and distributors must be individually planned and ordered in accordance with the configuration. Please observe the electrical regulations valid in your country.



Electrification

1. Flip-up socket

2. Fixed tray, with and without flip-up socket

3. Swivel tablet, with and without flip-up socket

4. Cable channel

5. Distributor
6. Cable basket, straight

7. Cable basket, convex curve

8. Cable basket, concave curve

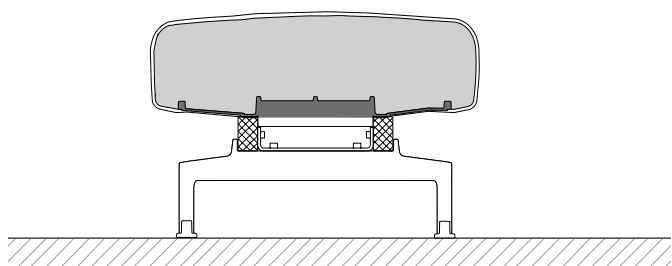
The following articles are available for cable management:

**Cable basket:** made of welded wire, Ø 4 mm, powder-coated in basic dark

- Cable basket 80 for all straight frames. Cable baskets can be attached as follows: frame for 1 module: 1 piece; frame for 2 modules: 3 pieces; frame for 3 modules: 5 pieces; frame for 4 modules: 7 pieces
- Cable basket 30° concave: 1 piece per seat/back module 30° concave or platform module 30° concave
- Cable basket 30° convex: set of 2 pieces per seat/back module 30° convex

- Cable basket 30° convex for platform: set of 2 pieces per platform module 30° convex

- Cable channel
- Distributor
- Feed cable
- Connection cable
- Electrification set for flip-up socket
- Electrification set for wireless charger

**Soft Work Platform**

Platform module 80, 30° concave, 30° convex

**Seat/back module:** seat and back joined by two back brackets (aluminium CDC).

**Platform module:** seat only.

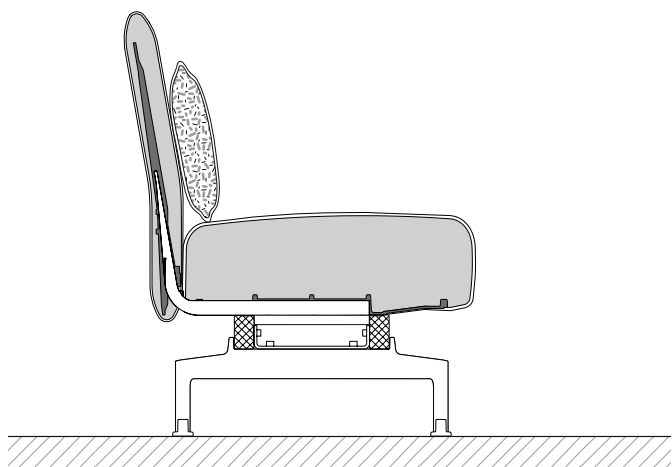
**Seat:** straight module: support plate made of plastic (PA) in basic dark. Curved module: support plate made of MDF, powder-coated in black. Quick fastener (PA) for tool-free attachment on frame profiles integrated in support plate. Overlying moulded foam (PUR), non-glued. Cover secured to support plate with welt; removable.

**Backrest:** plastic core (PA) enveloped in foam (PUR). Removable cover.

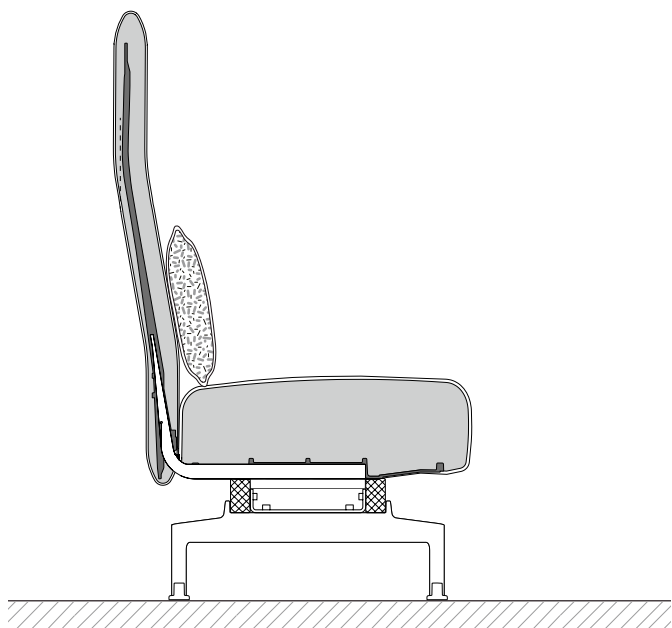
**Lumbar cushion:** optional for seat/back modules. Chamber cushion, 50% foam lozenges, 50% feathers. Removable cover.

**Frame:** pair of profiles made of rectangular tubular steel (W 70 x D 40 mm), joined by spacer plates.

**Leg base** made of die-cast aluminium, with plastic glides for leveling adjustment (max. 20 mm).

**Soft Work**

seat/back module 80, 30° concave, 30° convex, lowback

**Soft Work High**

Seat/back module 80 highback

Vitra has over fifty years of experience in the production of upholstered furniture. Premium materials, skilled craftsmanship and high quality standards at Vitra are a guarantee for long-lasting products. In Vitra's own test centre, our upholstered furnishings are regularly subjected to rigorous tests that far exceed common standards.

### Care instructions:

Exposure to direct sunlight should be avoided, since ultraviolet rays can cause cover materials to fade.

To retain the original fullness and shape of your sofa, cushions should be regularly shaken and plumped.

Folds and creases from sitting can be prevented in all types of upholstery by smoothing the cover material after use.

---

## USEFUL FACTS ABOUT COVER MATERIALS

Cover fabrics have a decisive influence on the appearance and characteristics of upholstered furniture. Technical properties such as resistance to abrasion, fading or stains play an important role, along with the quality of fibres, weaving technique and aesthetic features of the textile.

Function and performance are primarily determined by the type of fabric used. In general, synthetic fibres are superior to natural fibres in terms of their technical characteristics. For this reason, blends of different materials are employed to combine the advantages of the individual fibres.

In the following, you will find some of the key features of the textiles used by Vitra in its upholstery covers:

### Wool (WO)

Elastic natural fibre of animal origin, naturally self-cleaning – a brief airing disperses absorbed odours, leaving the wool smelling neutral and fresh again. Good resistance to light and abrasion, highly absorbent, minimal creasing, low flammability. Subject to pilling and matting.

### Polyester (PE), Polyacrylic (PA), Viscose (VI)

Synthetic, highly uniform, lightfast fibres. The non-absorbent properties of synthetics can be mitigated with fibre blends and weaving techniques.

The overall look of a piece of furniture is influenced by the colour and type of cover fabric, its properties (elastic or non-stretch) as well as the upholstery technique (removable or attached covers). Consequently, a sofa can take on a different appearance depending on the cover material. Generally speaking, cover fabrics with some elasticity are less susceptible to creases and puckering, since they have an adaptable fit on three-dimensional forms. Heavier cover materials such as Over, Laser or Credo drape more smoothly, while thinner materials exhibit a finer rippling effect.

### Care instructions:

All Soft Work covers are removable. Fabric covers can be professionally dry cleaned. Prior to treatment, please be sure to note the material composition of the cover fabric.

Should you ever need to replace individual parts or covers due to wear and tear, please contact your local Vitra retailer.



## Cosy 2 Home/Office, F8o




Cosy 2 is a high-quality milled woollen cloth with a warm character. The lively melange yarn emphasises the fabric's natural colours – from delicate shades to vibrant hues – and gains added elegance with colour-coordinated stitching. The fabric offers thermal comfort and excellent durability, making it suited for upholstered furniture in office settings as well as residential applications.

Cosy 2 is available in 15 colours.

Material	20% polyamide, 80% new wool
Weight	590 g/m <sup>2</sup> (17.4 oz/y <sup>2</sup> )
Width	154 cm +/- 2 cm (60")
Abrasion resistance	50,000 Martindale
Fastness to light	Type 6
Pilling	Grade 4-5
Fastness to rubbing	Grade 4-5 dry and wet



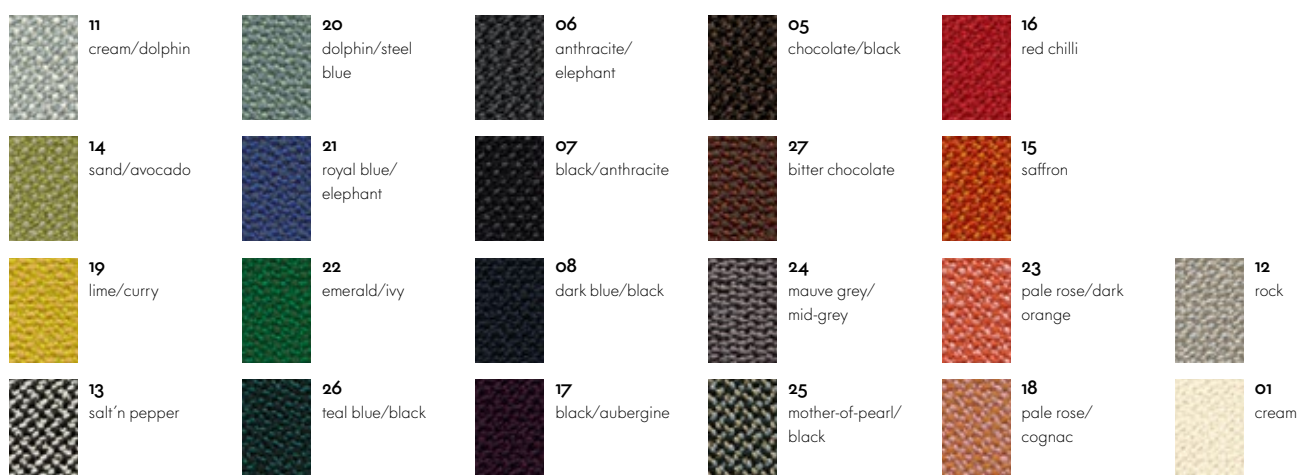
## Credo Home/Office, F12o




Credo is a durable woollen fabric made of premium worsted yarn with a pleasant feel. The two- and three-tone colours give this fabric a characteristic structure and vibrant appearance. Credo allows for an effective exchange of heat to ensure comfortable thermal conditions for the sitter. The fabric can also be used in office environments.

Credo is available in 22 colours.

Material	5% polyamide, 95% new wool
Weight	640 g/m <sup>2</sup> (18.9 oz/y <sup>2</sup> )
Width	145 cm +/- 2 cm (57")
Abrasion resistance	100,000 Martin- dale
Fastness to light	Type 6
Pilling	Grade 4-5
Fastness to rubbing	Grade 4-5 dry and wet








# Laser Home/Office, F40




With its distinctive woven structure, Laser makes a robust and striking cover fabric. The varied palette offers a wide selection of colours, with the duotones showing off the woven structure to even greater advantage. Practical and easy to care for, as well as durable and highly abrasion-resistant, Laser is also well suited for office environments.

Laser is available in 35 colours.

Material	100% polyester Trevira CS
Weight	520 g/m <sup>2</sup> (15.3 oz/y <sup>2</sup> )
Width	145 cm +/- 2 cm (57")
Abrasion resistance	40,000 Martindale
Fastness to light	Type 6
Pilling	Grade 4-5
Fastness to rubbing	Grade 4-5 dry and wet

 <b>17</b> ice blue/ivory	 <b>55</b> grass green	 <b>56</b> teal blue	 <b>18</b> dark blue/ivory	 <b>57</b> dark blue	 <b>37</b> nero/moor brown
 <b>13</b> stone grey	 <b>09</b> green	 <b>29</b> petrol/moor brown	 <b>51</b> ice blue	 <b>21</b> dark blue/moor brown	 <b>50</b> black brown
 <b>23</b> yellow/pastel green	 <b>26</b> mint/pastel green	 <b>28</b> light grey/forest	 <b>20</b> ice blue/moor brown	 <b>03</b> dark grey	 <b>36</b> nero/cognac
 <b>25</b> light grey/pastel green	 <b>27</b> mint/forest	 <b>22</b> dark blue/forest	 <b>19</b> blue/moor brown	 <b>04</b> black	 <b>06</b> dark red
 <b>35</b> red/moor brown	 <b>53</b> poppy red				
 <b>01</b> red	 <b>31</b> pink/poppy red	 <b>05</b> warmgrey			
 <b>33</b> marron/poppy red	 <b>30</b> light grey/poppy red	 <b>16</b> warmgrey/ivory			
 <b>32</b> red/poppy red	 <b>24</b> yellow/poppy red	 <b>10</b> ivory			

# Plano Home/Office, F30



Plano is a robust plain weave with a flat, even texture. The wide palette of duotones with new, delicate washed-out shades includes many relatively neutral hues, a good number of which are coordinated with the Hopsak colour range. Thanks to its durability and longevity, Plano is also an ideal choice for office furnishings.


Plano is available in 39 colours.

Material	100% polyester
Weight	265 g/m <sup>2</sup> (7.8 oz/y <sup>2</sup> )
Width	142 cm +/- 2 cm (56")
Abrasion resistance	80,000 Martindale
Fastness to light	Type 6
Pilling	Grade 4-5
Fastness to rubbing	Grade 4-5 dry and wet

 <b>05</b> cream white/ sierra grey	 <b>34</b> grass green/ forest	 <b>40</b> coconut/forest	 <b>81</b> blue/coconut	 <b>19</b> sierra grey	 <b>73</b> nero/coconut
 <b>18</b> light grey/sierra grey	 <b>61</b> classic green/ cognac	 <b>52</b> mint/forest	 <b>13</b> nero/ice blue	 <b>74</b> sierra grey/nero	 <b>66</b> nero
 <b>39</b> yellow/pastel green	 <b>41</b> classic green/ forest	 <b>43</b> petrol/nero	 <b>86</b> dark blue/brown	 <b>69</b> dark grey	 <b>54</b> brown
 <b>68</b> avocado	 <b>17</b> forest/sierra grey	 <b>12</b> light grey/ice blue	 <b>87</b> nero/cream white	 <b>62</b> dark grey/nero	 <b>75</b> marron/nero
 <b>11</b> marron/cognac	 <b>72</b> poppy red	 <b>84</b> poppy red/ champagne			
 <b>67</b> cognac	 <b>07</b> orange	 <b>15</b> pink/sierra grey	 <b>99</b> cognac/parch- ment		
 <b>98</b> dark red/nero	 <b>96</b> red/cognac	 <b>16</b> dark red/ice blue	 <b>20</b> tobacco/cream white		
 <b>97</b> red/coconut	 <b>63</b> red/poppy red	 <b>80</b> coffee	 <b>03</b> parchment/ cream white		



# Volo Home/Office, F6o



Volo is a finely structured wool blend with a refined weave that gives it an elegant appearance. This expressive textile shows strong solid colours to full advantage while simultaneously offering pleasant tactile qualities. With its soft look and appealing texture, Volo is a perfect fit for home interiors, but it is also well suited for use in the contract sector.


Volo is available in 17 colours.

Material	15% polyamide, 85% new wool
Weight	435 g/m <sup>2</sup> (12.8 oz/y <sup>2</sup> )
Width	145 cm +/- 3 cm (57")
Abrasion resistance	100,000 Martindale
Fastness to light	Type 6
Pilling	Grade 4-5
Fastness to rubbing	Grade 4-5 dry and wet



# Leather Home/Office, L2o

**vitra.**



The standard grade leather used by Vitra is a robust cowhide leather, dyed-through, pigmented and embossed with an even grain pattern. Since it is hard-wearing and easy to maintain, it can also be used in office environments.

Leather is available in 16 colours.

Material


Robust cowhide with a distinctive, even grain

Fastness to light


Type 6

Thickness  
Fastness to rubbing

1.1–1.3 mm  
Grade 4 dry and wet



# Leather Premium Home/Office, L4o



Leather Premium is a relatively smooth cowhide leather with a flat grain and fine top sheen. It is dyed-through and lightly pigmented. The semi-aniline leather is soft to the touch and available in 22 colours.

Material

Semi-aniline nappa leather with a very soft and supple feel

Fastness to light


Type 5

Thickness  
Fastness to rubbing


1.1–1.3 mm  
Grade 4 dry and wet







**52**  
soft light



**52**  
soft light  
powder-coated  
(textured)



**17**  
light oak



**03**  
aluminium  
polished



**66**  
nero



**12**  
deep black  
powder-coated  
(textured)



**50**  
black oak



**30**  
basic dark  
powder-coated  
(textured)



**05**  
cream white/  
sierra grey

**Table top**

**Base**

**Plano**

